

Introduction


AX2 is an encoder module with 2 isolated input designed for mounting on a standard DIN-Rail with proprietary MTBus. Every ENCx input reads the position of a 5V line driver encoder. Encoders are supplied directly from the AX2 module. Diagnostic leds indicate connection and count errors, encoder supply presence and the state of the module.



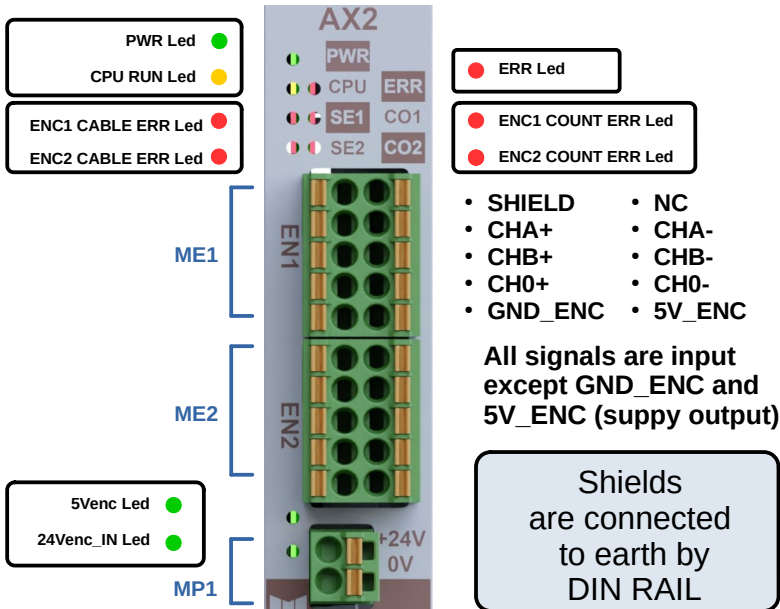
Hardware Specification

Encoder Input	
Encoder Channels	2
Encoder Supply voltage, Input (24Venc_IN)	24Vdc typ (range 18..36V)
Encoder Supply voltage, Output (5Venc)	5,24V (±2,5%)
Supply current for each encoder	400mA max
Output protection (5Venc)	Shortcircuit and overload
Encoder type	Line driver, 5V differential
Maximum signal frequency	100KHz ±45deg / 150KHz ±22,5deg
Diagnostic leds - Encoder supply	24V_IN (green), 5Venc (green)
Diagnostic leds for each encoder channel	Signal Error (red), Count Error (red)
Electrical	
Electrical Isolation	2500Vrms
Power consumption	0,25W
Interface	Proprietary MTBus
Stripping length	8-9mm
Specification	EN 61131-2
Diagnostic leds - Module	Power (green); CPU (yellow); Error (red)
Mechanical	
Dimensions [W x H x D]	19x120x93mm
Installation	On 35mm DIN-Rail
Enviroment	
Operating/storage temperature	0..55°C / -20..+85°C
Relative humidity	Max 95% without condensation
Degree of protection	IP20

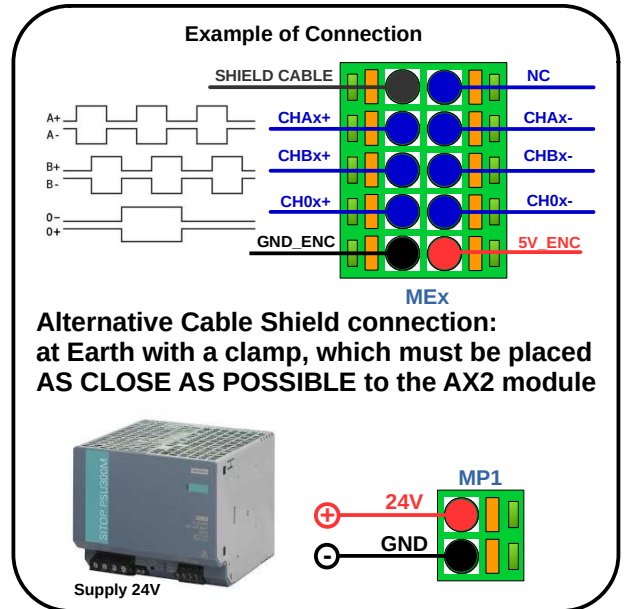
Application



Pin Assignments



Wire Connections



Dimensions (Units: mm)

